

# CorelDRAW<sup>®</sup>

GRAPHICS SUITE 2020



Create ➤ Connect ➤ Complete

# Say hello to CorelDRAW<sup>®</sup> GRAPHICS SUITE 2020

Welcome to our fastest, smartest, and most connected graphics suite ever.

Whether your preferred platform is Windows or Mac, CorelDRAW<sup>®</sup> Graphics Suite 2020 sets a new standard for productivity, power, and collaboration. Experience design tools that use artificial intelligence (AI) to anticipate the results you're looking for and make them a reality. Use CorelDRAW.app™ to collaborate with colleagues and clients in real time. Plus, take advantage of performance boosts across the applications that further accelerate your creative process.

Three years ago, CorelDRAW made history with the introduction of LiveSketch™, the industry's first AI-based vector drawing experience. Now we've incorporated AI technology across our key applications to expand your design capabilities and accelerate your workflow. JPEG artifact removal, upsampling results, bitmap-to-vector tracing, and eye-catching art styles are all made exceptional by machine-learned algorithms.

With a focus on innovation, CorelDRAW Graphics Suite 2020 powers the professional graphic design workflow from concept to final output.

**Consider it done:** Manage your creative workflow more efficiently with tools for serious productivity. Collaborate on important design projects with clients and key stakeholders to get more done in less time—and deliver exceptional results.

**Connect with your creative side:** Applications for vector illustration and layout, photo editing, and typography help unleash your creative genius in digital and print. Transform ideas into works of art with unique features that simplify complex workflows and inspire jaw-dropping designs.

**Express yourself with confidence:** Control the design experience with powerful graphics tools built natively for Windows, macOS, and web. Customizable workspaces and flexible features complement the way you work. Design how you want, wherever and whenever it's convenient for you.

Note: Collaboration features are available only through subscription or with an additional purchase plan for perpetual license customers.

# Create anywhere, on any platform

Windows. Mac. Web. Wherever.

## Optimized for Windows 10

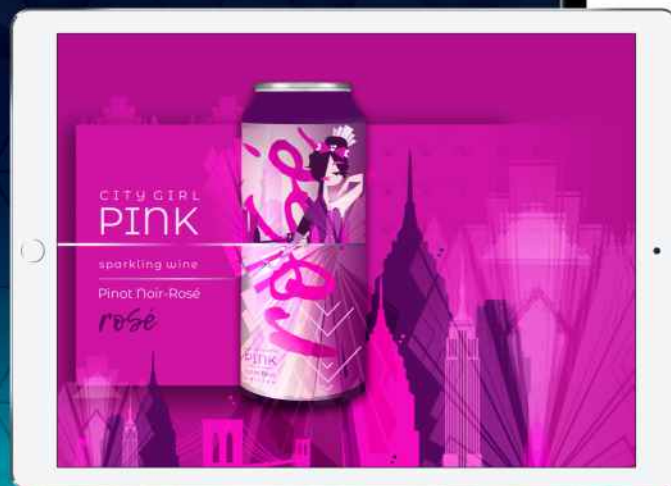
- Make quick adjustments using touch or a stylus in the Touch workspace.
- Work quickly and efficiently with Windows Real-Time Stylus pen-compatible tablets, such as the Microsoft Surface.
- Enjoy support for wheel devices, such as the Microsoft Surface Dial.

## Designed from the ground up for Mac

- CorelDRAW Graphics Suite for Mac delivers native Mac applications for a unique design experience.
- Take advantage of macOS Catalina Sidecar and use your iPad as a second display to truly enhance your design experience.
- Leverage the time-saving features of the Touch Bar on MacBook Pro. Get quick access to OS-level controls as well as functionality specific to CorelDRAW, such as layout settings, text controls, and more.
- Enjoy support for macOS Dark Mode, providing a darker color palette for all windows, views, menus, and controls.

## Don't let your desk limit your imagination

- Turn great ideas into amazing designs the moment they arise with versatile CorelDRAW.app.
- Access your work whenever and wherever it's convenient for you with this powerful web app, first introduced in CorelDRAW Graphics Suite 2019.
- Sign in to CorelDRAW.app when you want to show a client a concept from a 2-in-1 or other mobile device, or create remotely when you're on the go.



# Create with passion. Design with purpose.

Find all the professional vector illustration, layout, photo editing, and typography tools you need to create and complete important design projects, from virtually any device.



## Graphics & Illustration

Use the powerful vector illustration tools in CorelDRAW to transform lines, shapes, and curves into complex works of art and stunning designs.



## Page Layout

Find all the tools you need to create layouts for brochures, multi-page documents, and more. Reserve a place for text and graphics, or use the Placeholder Text tool to mock up a page and see how the text will look.



## Photo Editing

Retouch and enhance your photos with Corel PHOTO-PAINT's powerful layer-based photo editing tools, or use AfterShot 3 HDR to create stunning High Dynamic Range photos from your RAW images.



## Typography

Arrange type beautifully with a complete set of typography tools. Add effects like block shadows and contours, fit text to paths, and wrap text around objects. Enjoy OpenType features such as ligatures, ornaments, small caps, swash variants, and more.

# Connect with your creative side

Boldly express yourself with a comprehensive suite of professional graphics tools.

## Web graphics tools

Develop captivating web content with a collection of web graphics tools and presets. Ensure any graphic you export for the web has crisp edges, thanks to a series of pixel-perfect tools.

## Professional print output

Control color consistency across different media and know your colors are accurate before you print. With CorelDRAW's powerful color management engine, it's easy to prepare your documents for flawless print.

## Collaboration

Connect with clients and colleagues on designs like never before. Share your concepts with your reviewers, inviting them to view, annotate, and comment directly on your CorelDRAW design file using CorelDRAW.app.

Note: Collaboration features are available only through subscription or with an additional purchase plan for perpetual license customers.



Firman Hatibu

# What's included?



**CorelDRAW®**

Intuitive vector-illustration and page-layout application that meets the demands of today's busy graphics professionals



Corel  
**PHOTO-PAINT™**

Professional image-editing application that lets you quickly and easily retouch and enhance photos



Corel  
**Font Manager™**

Standalone font management application that makes it simple to find, organize, and preview fonts stored locally or in the network



Corel®  
**PowerTRACE™**

Utility embedded in CorelDRAW that helps you quickly and accurately convert bitmaps into editable vector graphics



**CorelDRAW™.app**

Sign in to the web app when you are on the go to access your work anywhere, or let clients and business partners access your design files for review and annotation



Corel®  
**AfterShot™** HDR

Photo editor that lets you create HDR images and make easy corrections and enhancements to your RAW or JPEG photos

## Royalty-free content and built-in learning

- 7,000 clipart, digital images, and vehicle wrap templates
- 1,000 high-resolution digital photos
- Over 1,000 TrueType and OpenType fonts
- 150 professionally designed templates
- Over 600 fountain, vector, and bitmap fills
- Expert insights, product hints, and training videos

## Automation support

- JavaScript (JS): the integrated API supported on Windows and macOS enables developers to automate tasks and extend functionality
- Microsoft Visual Basic for Applications (VBA)\*: Integrated development environment that includes 64-bit support and that helps you streamline your workflow by automating tasks
- Microsoft Visual Studio Tools for Applications (VSTA)\*: Toolset that includes the power of the .NET framework, so you can create time-saving macros to automate tasks and extend functionality

# Who is it for?

Whether you're a graphics expert, a first-time user, or a business producing in-house design, CorelDRAW Graphics Suite 2020 has the versatility to satisfy any creative needs. From manufacturing and engineering, to sign making, marketing, and more, CorelDRAW Graphics Suite is enjoyed by diverse industries and businesses worldwide.

## Apparel & textiles

Graphics professionals working in screen printing, embroidery, direct-to-garment printing, and apparel choose CorelDRAW Graphics Suite because it offers all the tools they need to produce and output designs for the fashion industry.

## Signage & large-format printing

Sign Makers and printers rely on CorelDRAW to create artwork for a variety of output, thanks to a powerful color management engine and superior prepress tools.

## Blueprints, maps & schematics

A trusted name in engineering, manufacturing and construction, CorelDRAW offers dedicated precision tools for creating detailed product and parts illustrations, diagrams, schematics, and other intricate visuals.

## Branding and marketing

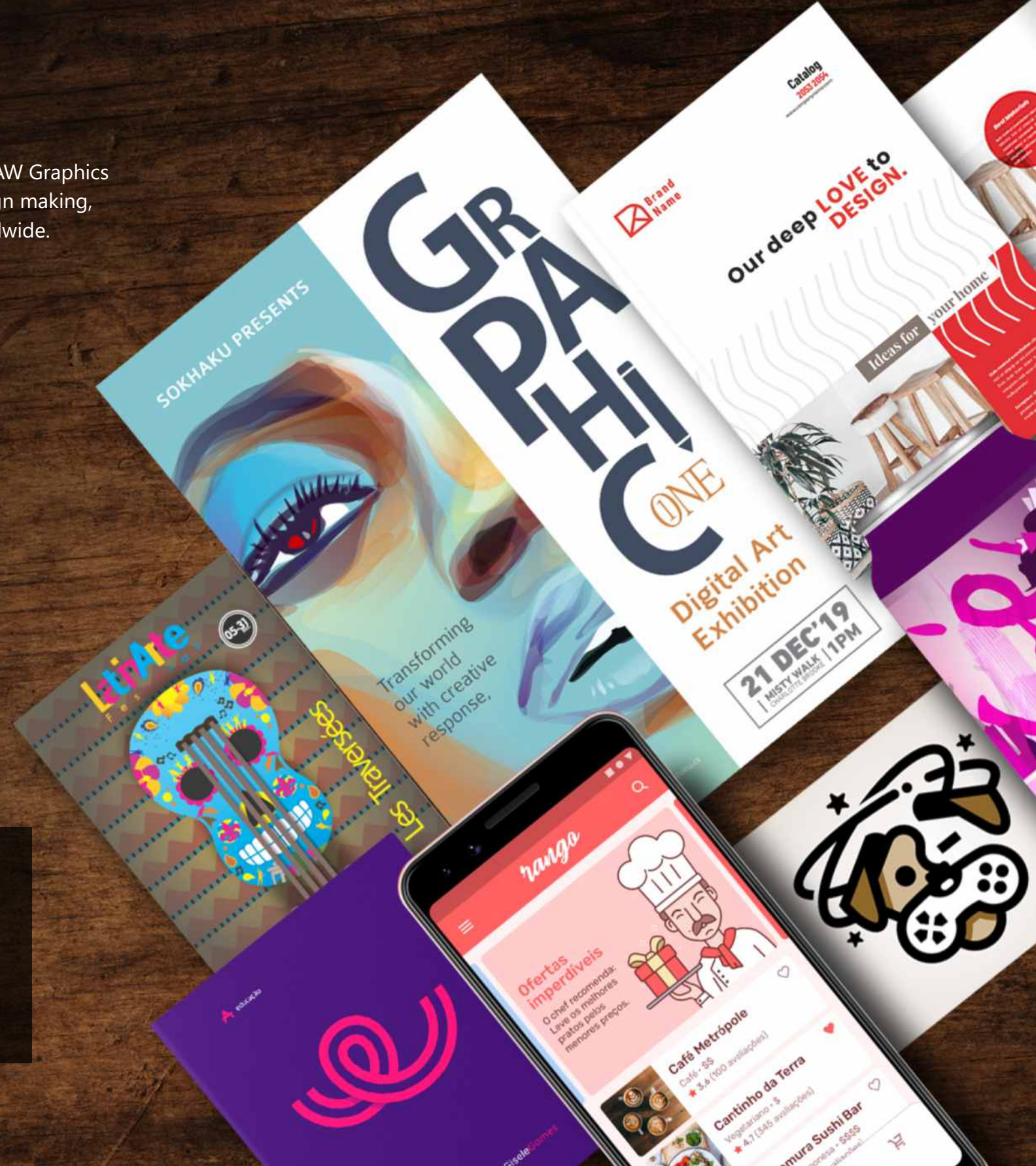
CorelDRAW Graphics Suite makes it possible to create stand-out brand identity assets, alluring sales tools, and more – ideal for everyone from creative professionals working in advertising and publishing to small businesses producing in-house marketing materials.

## Illustration & fine art

Illustrators and artists can combine their classic art practices with CorelDRAW's state-of-the-art vector-illustration technology to create beautiful, sophisticated works of art.

## Giving customers choice

Whether you find it easier to manage your business's annual budget using a subscription or you prefer to own software outright, Corel provides choice by not forcing you into one licensing model.



# Built with teams and large organizations in mind

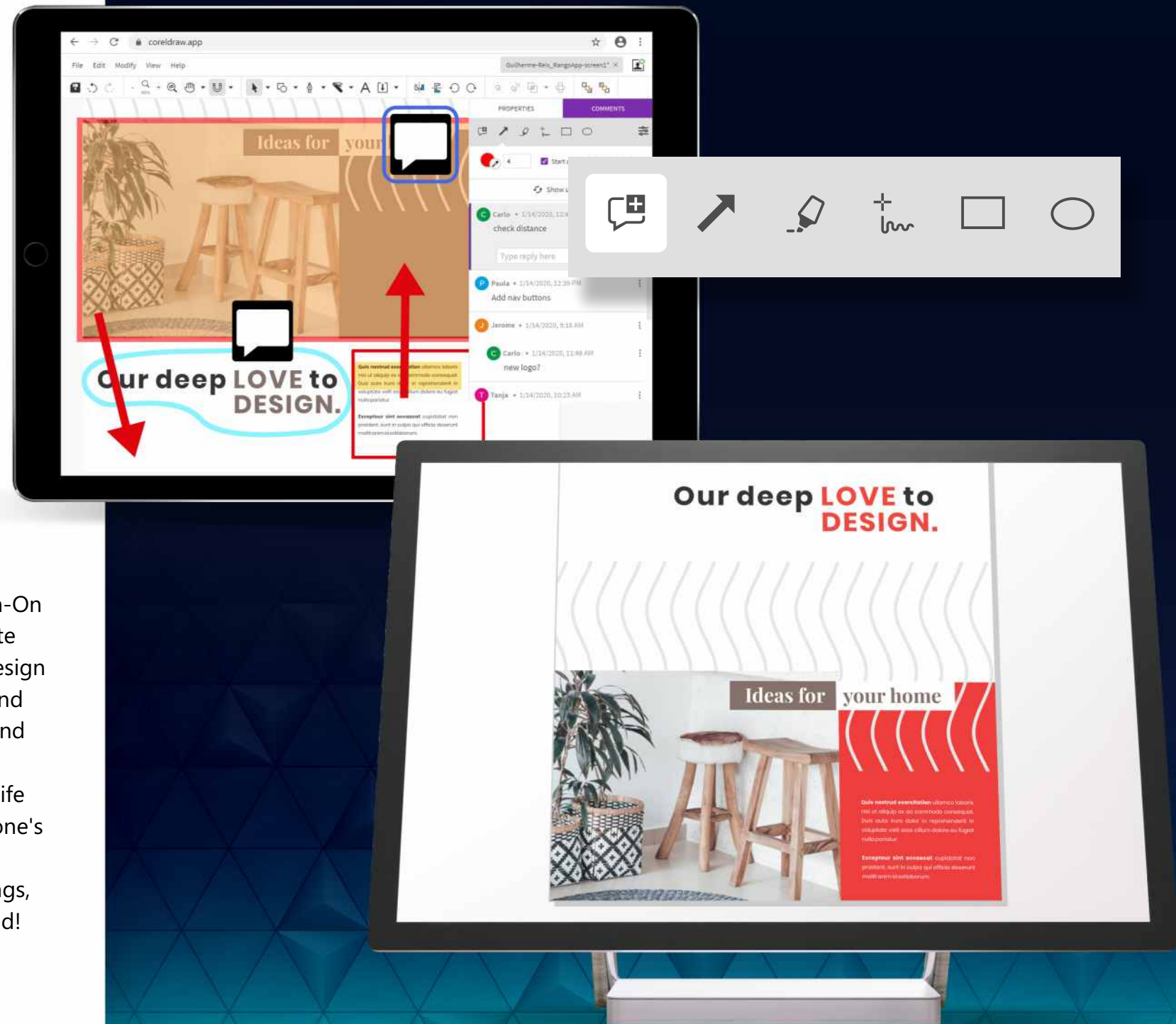
CorelDRAW Graphics Suite 2020 is the ideal design platform for teams with multiple designers, stakeholders, and approvers working together on projects. Whether team members work on Windows, Mac or both, IT departments have access to easy software deployment, virtualization support, and the zero-footprint CorelDRAW.app to simplify implementation from start to finish. Plus, organizations of any size, including government and academic institutions, can keep budgets on track thanks to flexible licensing that offers the choice of subscription or perpetual programs.

## With the new CorelDRAW.app, it's all about collaboration!

New collaboration workflows make it simple to send work for review, feedback, and approval in a highly efficient and streamlined way. Designers can use Dynamic Text Co-editing to maintain control of specific properties (like the font, size, color and location of a text element) while giving contributors the ability to implement final copy without compromising design integrity. When it comes time for review, stakeholders can use a variety of commenting and annotation tools in CorelDRAW.app to keep everyone aligned.

Now it's simple to keep track of every action, thanks to support for Single Sign-On (SSO) to Microsoft Office 365 and G Suite accounts that let teams manage their design files in platforms including SharePoint and Google Drive. Cloud-based versioning and access-right controls ensure a secure workflow throughout the entire design life cycle. And at the approval phase, everyone's productivity is boosted by leaving the antiquated world of email approval strings, meetings, and compiled feedback behind!

Note: Collaboration features are available only through subscription or with an additional purchase plan for perpetual license customers.





# Feature Highlights

The background features a hand holding a pen, rendered in a light purple color. The background is composed of a dark purple gradient with wavy, organic lines and a grid-like pattern of thin, light purple lines.

# Seamless review, feedback, and collaboration

CorelDRAW Graphics Suite 2020 offers designers a dramatically better way to connect and collaborate with colleagues and clients. Use CorelDRAW.app to share designs and get feedback from key stakeholders in real time. Go ahead... it's never been easier to get everyone on the same page (or so to speak)!

## **NEW!** Comments docker/inspector

The new Comments docker (Windows) / Comments inspector (macOS) acts as your collaboration hub, where you can view, respond to, and resolve feedback, as well as add annotations and notes of your own. This also means no more marked-up PDFs or image files, saving you time and screen space.

## **NEW!** Annotation tools

The new Annotation tools in CorelDRAW 2020 and in CorelDRAW.app empower teamwork and help stakeholders work collectively. You can add a note icon or mark up a document with arrows, rectangles, and ellipses, as well as straight and free-form lines. Then add a comment to clarify each markup.

Watch video 

Note: Collaboration features are available only through subscription or with an additional purchase plan for perpetual license customers.

## **NEW!** Collaboration sign-in options

When you're reviewing a drawing in CorelDRAW 2020 on Windows or Mac, you can sign in using your G Suite or Microsoft Office 365 account for authenticated comments. Alternatively, you can sign in as a guest and have feedback linked to the username that you choose.

## **NEW!** Design file sharing for collaborative review and approval

When ready for review or approval, CorelDRAW 2020 provides new options to upload CorelDRAW (CDR) files to the Corel Cloud and share with clients through a web link. Then, CorelDRAW.app can be used to let clients and other contributors access the shared files and add remarks and suggestions in a review cycle for the creator to address.

Watch video 



# Powerful machine learning

CorelDRAW Graphics Suite 2020 brings AI-powered graphic design to a new level. Looking across your entire graphics workflow, we're leveraging artificial intelligence to make an impressive, time-saving impact on your design experience. Project-ready trace results, high-quality upsampled photos, beautifully clean images, and stunning art styles are now all possible with eye catching results. Make no mistake — this isn't AI for AI's sake. Our team has leveraged machine learning to deliver the results you're looking for when nothing short of perfection will do.

**ENHANCED!**

## Corel PowerTRACE

New AI-assisted features in Corel PowerTRACE deliver the best bitmap-to-vector trace results yet. Take advantage of cutting-edge image-optimization that improves the quality of a bitmap as you trace it.

Watch video [▶](#)

**NEW!**

## Art Style FX

New Art Style effects use AI to modify an image or object to produce a stylized version while preserving the original content. You can choose from a range of presets based on the techniques of different artists or genres.

Watch video [▶](#)

**NEW!**

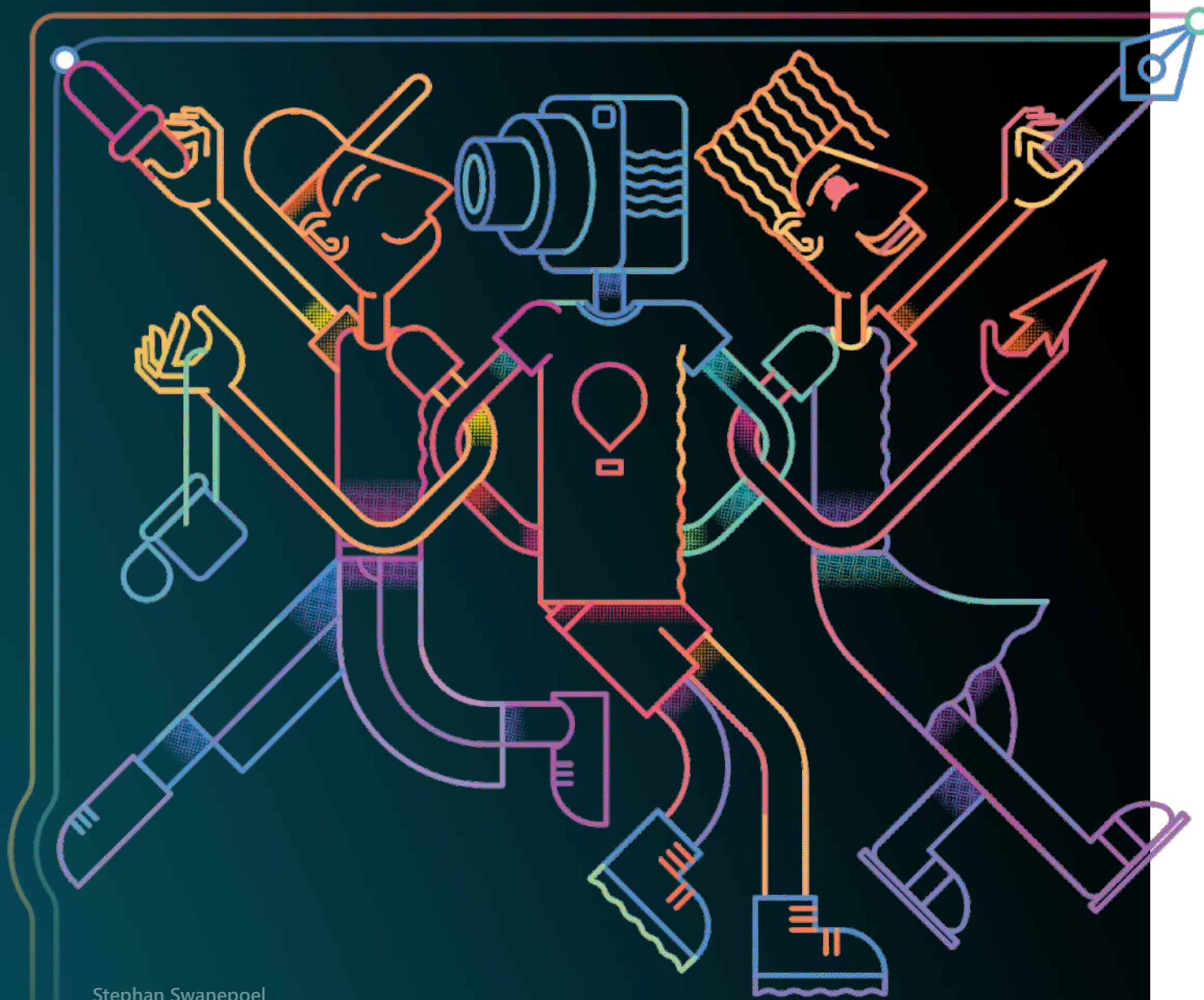
## Upsampling and artifact removal

New AI-powered upsampling options help enlarge images without losing detail, and deliver enhanced bitmap tracing. Machine-learned models preserve clean edges, sharpness, and fine details in upscaled files. Get more out of older images with new advanced machine-learning techniques that remove JPEG compression artifacts and recover color details, eliminating tedious manual editing.

**NEW!**

## Bitmap effect lens

Using AI technology, CorelDRAW 2020 lets you apply bitmap effects as lenses. Moving or manipulating the lens gives you the freedom to position the bitmap effect with precision in your design. Bitmap effects can also be applied as lenses in Corel PHOTO-PAINT.



Stephan Swanepoel


# Cutting-edge typography

Graphic design not only depends on stunning visuals, but also on compelling, informative, and persuasive text to connect with your audience. Thanks to new technologies and enhancements to core tools, CorelDRAW Graphics Suite 2020 makes it easier to get your story across with truly artful typography.

**NEW!**

## Variable font support\*

Take advantage of the flexibility of OpenType variable fonts, which let you interactively fine-tune a font's appearance. A single variable font file offers a range of looks that used to require multiple fonts, often dramatically reducing file size.

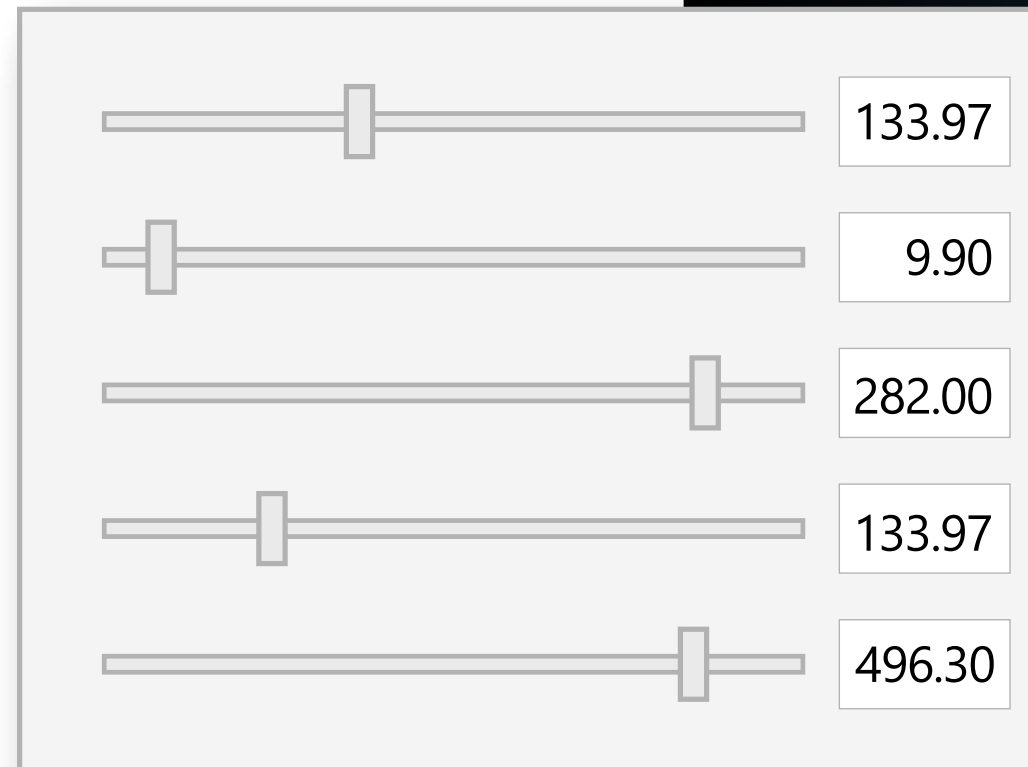
Watch video 

\* In Windows version, only supported on Windows 10

**ENHANCED!**

## Lists

CorelDRAW 2020 now offers support for customizable multilevel bulleted and numbered lists in paragraph text. The ability to include sublevels in both bulleted and numbered lists ensures that you can easily and clearly convey information in your drawings and layouts.



CAFÉ

CAFÉ

CAFÉ

A A A A A A A

A A A A A A A

# Serious performance gains

Can we be direct? Of course designers love what they do. But at the end of the day, time is money. That's why CorelDRAW Graphics Suite 2020 enables you to work more efficiently and achieve better results with an accelerated and noticeably more responsive suite of applications.

## ENHANCED!

### Startup time

The first thing you'll notice in CorelDRAW Graphics Suite 2020 is the quicker startup. On both macOS and Windows, you'll also see improved speed when opening, closing, saving, printing, and exporting even the most complex documents.

## ENHANCED!

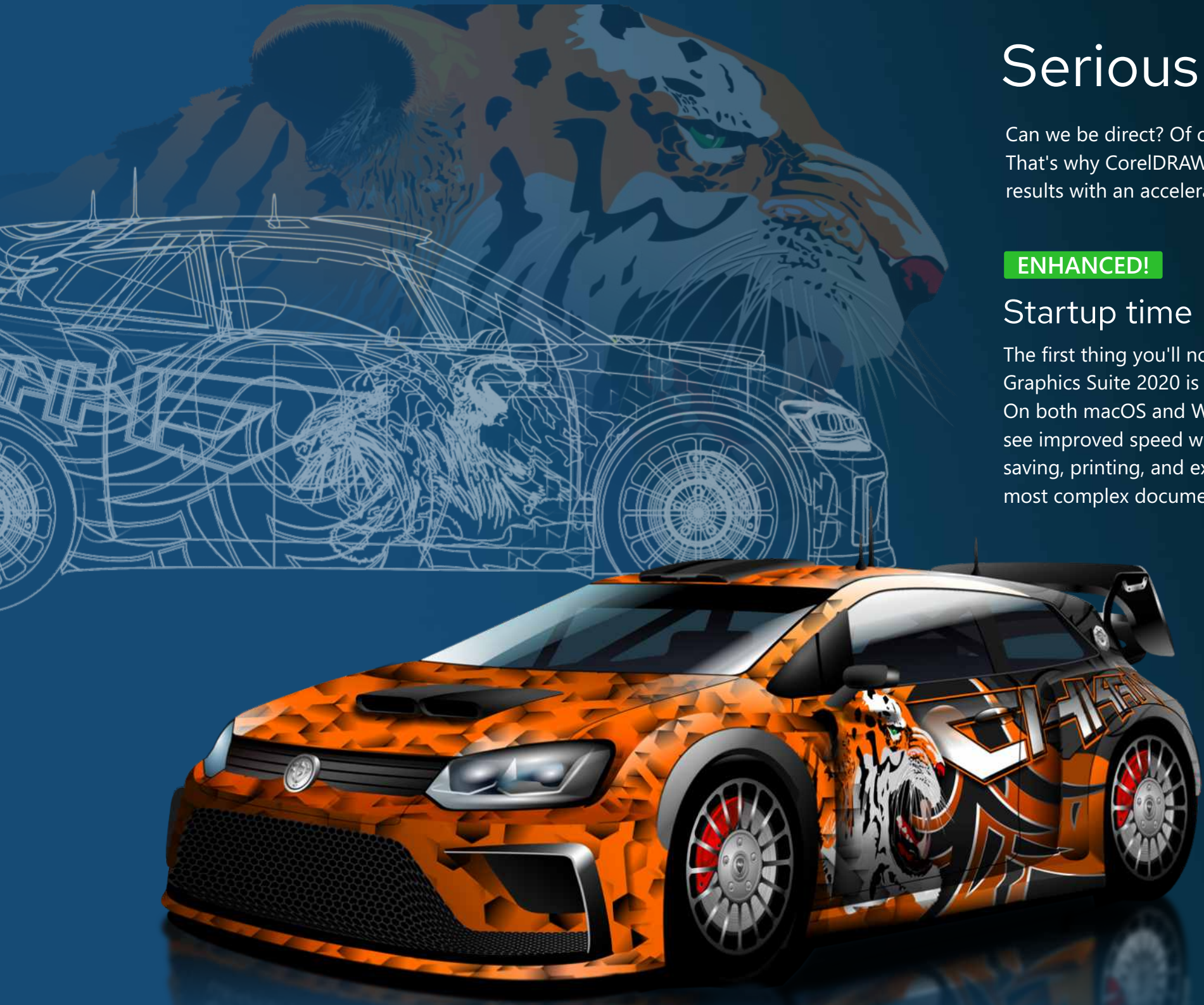
### Text interaction

In CorelDRAW 2020, you'll enjoy smoother text interaction, especially when using styles or highlighting paragraph text. Working with text frames on macOS is also noticeably more fluid.

## ENHANCED!

### GPU optimization

CorelDRAW 2020 on macOS is optimized to better leverage your system's GPU and deliver a faster user experience. You'll notice significantly accelerated zooming, panning and scrolling, plus much smoother rendering of even the most complex designs.



# User-inspired enhancements

CorelDRAW users are central to everything we do. Your requests, wish lists, and feedback play a fundamental role in many of our updates, whether we're enriching your favorite tools or finding new ways to help you achieve the results you want. This quick list highlights some of the extensive user-inspired enhancements in our latest release.

## NEW!

### Non-destructive effects in Corel PHOTO-PAINT

The new Effects docker makes it easy to apply, modify, and experiment with effects, all without altering the source object. Get different looks by adding multiple effects, reordering them in the list or toggling them on or off.

## ENHANCED!

### Masks

The new Smart Selection Mask tool in Corel PHOTO-PAINT selects image areas using an algorithm that intelligently expands the selection by finding edges. What's more, the Mask Transform tool is enhanced so that transformations can now be applied to pixels within a mask.

## ENHANCED!

### Find and Replace

The redesigned Find and Replace docker (Windows) / Find and Replace inspector (macOS) offers an expanded search range so you don't have to do multiple sweeps in the same file. There are also powerful new time-saving options for simultaneously finding and replacing the color or color model of an outline or fill, including mesh fills.

## ENHANCED!

### PDF support

It's easier to fine-tune PDFs before you export them thanks to a new warning that helps pinpoint and troubleshoot issues. There's also a new setting that reduces the size of the PDF by cropping anything that isn't on the drawing page.






Give it a try

# Give it a try!

## Tracing a bitmap

1. Click [here](#) to access the sample files, and open **Design1.cdr** in CorelDRAW 2020.
2. Copy and paste the bitmap in the file, then move the duplicate to one side.



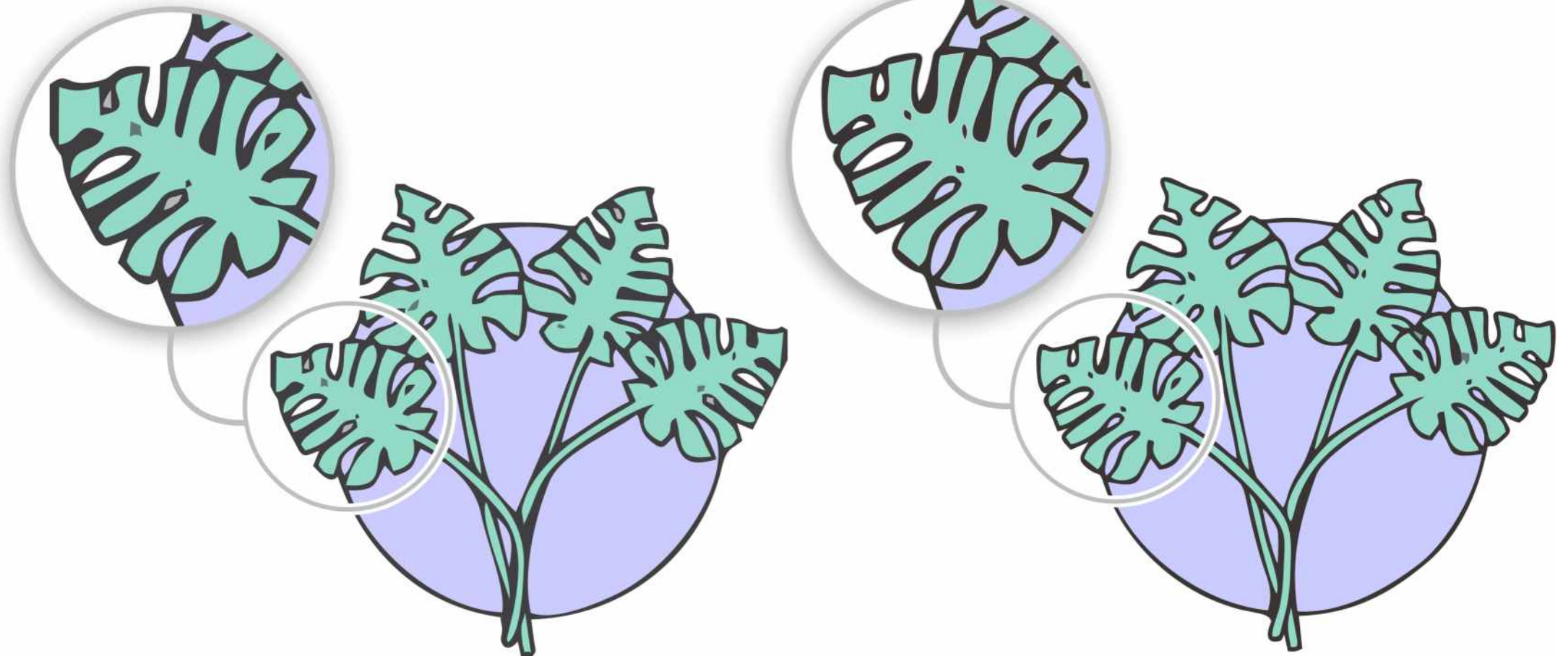
3. Select one of the bitmaps.
  4. Click **Bitmaps** menu > **Outline Trace** > **Clipart**.
  5. Make some adjustments and then click **OK**.
- Now compare this output with the tracing result you'll get using the new PowerTrace enhancements.

6. Select the other bitmap.
7. Click **Bitmaps** menu > **Outline Trace** > **Clipart**.

8. Click the **Adjustments** tab, then experiment with the controls. Note how each of the following impact the trace output in the preview window:

- Enable the **Remove JPEG Artifacts** check box to reduce JPEG compression artifacts and restore detail in the image.
- Enable the **Illustration** option for low-level blurring and sharpening.
- Enable the **Photorealistic** option, which is ideal for images captured using a camera.

9. For best results in this case, enable the **Photorealistic** option, and click **OK**.
10. Compare the first tracing result with the second created using the new Photorealistic tracing option.



*Left: Standard Clipart tracing result;*

*Right: Clipart tracing result with new Photorealistic option*




# Give it a try!

## Applying Art Style

1. Click [here](#) to access the sample files, and open **Design2.cdr** in CorelDRAW 2020.
2. Select the group of objects (three potted plants and a candle).
3. Click **Effects** menu > **Creative** > **Art Style**.
4. In the **Art Styles** dialog box, choose **Soft Pastels** from the **Style** list box, adjust the Intensity slider, and click **OK**.



Left: Original;



Right: Soft Pastels effect applied



There are several Art Style effects to choose from. A few examples include (left to right): Post-Impressionist, Sunset, Wood Blocks, Woodcut, Sienna, Grainy.


# Give it a try!

## Applying inner shadows

1. Click [here](#) to access the sample files, and open **Design3.cdr** in CorelDRAW 2020.





2. Select one of the closed curve objects in the sample file.



*Closed curve object selected*

In this example, we started with the object in the top-right corner of the design.

3. In the toolbox, click the **Shadow** tool , and click the **Inner Shadow** tool  on the property bar.

4. On the property bar, type **10** in the **Shadow feathering** box.


5. Drag from the center of the object until the inner shadow is the size you want. The closer to the edge you drag the end handle, the narrower the inner shadow becomes.

To create an inner shadow with no offset, leave the arrow on the inside of the shape when dragging, or set the horizontal and vertical position to **0** on the property bar. The closer to the edge you drag the end handle, the narrower the inner shadow becomes.


6. Repeat steps 3 to 5 on the closed curve objects in the top-left and center of the design.

In this example, a shadow feathering value of **4** is used for the center object.

You can experiment with the values in Shadow offset boxes on the property bar to get a wide variety of looks.



*Inner shadow being applied to the closed curve object in the top-right corner of the design.*



*Inner shadows (all with offsets) applied to all closed curve objects.*

# Give it a try!



## Applying Feather effects

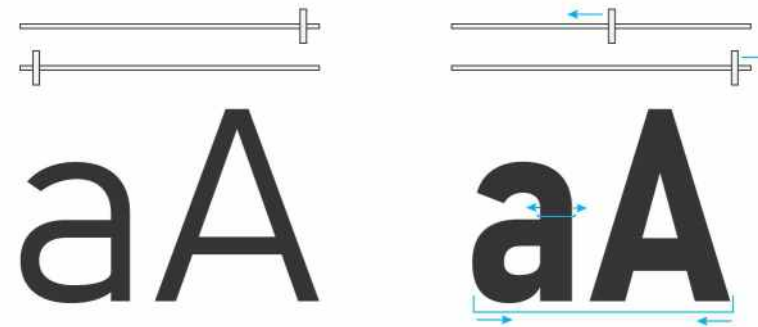
1. Click [here](#) to access the sample files, and open **Design4.cdr** in CorelDRAW 2020.
2. Select one of the cloud objects.
3. Click **Effects** menu > **Blur** > **Feather**.
4. Type **45** in the **Width** box.
5. Experiment with the edge options:
  - **Linear** — changes the edge transparency in even increments from the beginning to the end of the feathered section
  - **Curved** — results in small transparency increments at the beginning of the feathered edge, larger transparency increments in the middle, and small transparency increments at the end




*You can soften the edges of vector objects using the Feather effect.*

## Designing with variable fonts

1. In CorelDRAW, start a new file.
  2. In the toolbox, click the **Text** tool **A**.
  3. On the property bar, choose **Bahnschrift** (Windows 10) or **Skia** (macOS) from the **Font List** box.
- Variable fonts are identified by an icon .
4. Type in the drawing, and select the text.
  5. Click the **Variable fonts** button  on the property bar, and move the **Width** and **Weight** slider to modify the font appearance.



*For this variable font, the top slider adjusts font width and the bottom slider adjusts font weight. The number of adjustable properties is determined by the font's designer.*

**Tip:** When you've created a font face that you like, you can save it as a style for reuse. Using the **Pick** tool , right-click (Windows) or Control-click (macOS) the text object. Then choose **Object Styles** > **New Style From** > **Character**, and type a name in the **New Style Name** box.

Bahnschrift  
Bahnschrift  
Bahnschrift  
Bahnschrift  
Bahnschrift  
Bahnschrift  
Bahnschrift  
Bahnschrift  
Bahnschrift  
Bahnschrift

*Several instances of the Bahnschrift variable font.*



# System Requirements

## CorelDRAW<sup>®</sup> GRAPHICS SUITE 2020 for Windows

- Windows 10\*, Windows 8.1 or Windows 7, in 32-bit\*\* or 64-bit, all with latest Updates and Service Packs
- Intel Core i3/5/7/9 or AMD Ryzen 3/5/7/9/Threadripper, EPYC
- OpenCL 1.2 capable video card (recommended)
- 4 GB RAM
- 4 GB hard disk space
- Multi-touch screen, mouse or tablet
- 1280 x 720 screen resolution at 100% (96 dpi)
- Microsoft Internet Explorer 11 or higher
- Microsoft.NET Framework 4.7.2
- DVD drive optional (for box installation);  
Installation from DVD requires a download of up to 900 MB
- Internet connection is required to install and authenticate CorelDRAW Graphics Suite and access some of the included software components, online features and content.

\*CorelDRAW Graphics Suite 2020 supports Windows 10, version 1903, 1909 and later versions which may be released during the lifecycle of CorelDRAW Graphics Suite 2020. Variable fonts are supported on Windows 10 only.

\*\*Features that use AI (Artificial Intelligence) require 64-bit applications. AI features are not supported in CorelDRAW Graphics Suite 32-bit applications.



## CorelDRAW<sup>®</sup> GRAPHICS SUITE 2020 for Mac

- macOS Catalina (10.15), 10.14 or 10.13, with the latest revision
- Multicore Intel processor with 64-bit support (4 logical cores or more)
- OpenCL 1.2 capable video card (recommended)
- 4 GB RAM (8 GB RAM or more recommended)
- 4 GB hard disk space for application files (Solid-state drive recommended); Case-sensitive file systems are not supported
- 1280 x 800 screen resolution (1920 x 1080 recommended)
- Mouse or tablet
- Internet connection is required to install and authenticate CorelDRAW Graphics Suite and access some of the included software components, online features and content.

# CorelDRAW<sup>®</sup>

## GRAPHICS SUITE 2020



## About Corel

Corel products enable millions of connected knowledge workers around the world to do great work faster. Offering some of the industry's best-known software brands, we give individuals and teams the power to create, collaborate, and deliver impressive results. Our success is driven by an unwavering commitment to deliver a broad portfolio of innovative applications – including CorelDRAW<sup>®</sup>, ClearSlide<sup>®</sup>, MindManager<sup>®</sup>, Parallels<sup>®</sup>, and WinZip<sup>®</sup> – to inspire users and help them achieve their goals.

To learn more about Corel, please visit [www.corel.com](http://www.corel.com).

Copyright © 2020 Corel Corporation.

CorelDRAW<sup>®</sup> Graphics Suite 2020 Reviewer's Guide

Corel, the Corel logo, the Corel Balloon logo, CorelDRAW, the CorelDRAW balloon logo, CorelDRAW.app, AfterShot, Corel PHOTO-PAINT, Font Manager, LiveSketch, MindManager, Pointillizer, PowerTrace, Smart Carver, and WinZip are trademarks or registered trademarks of Corel Corporation and/or its subsidiaries in Canada, the U.S. and elsewhere. ClearSlide is a trademark or registered trademark of ClearSlide Inc., in Canada, the U.S. and elsewhere. Parallels is a trademark or registered trademark of Parallels International GmbH in Canada, the U.S. and elsewhere. Apple Pencil, iPad, Mac, and macOS are trademarks of Apple Inc. All other trademarks mentioned herein are the property of their respective owners.

Patents: [www.corel.com/patent](http://www.corel.com/patent)

Product specifications, pricing, packaging, technical support and information (“specifications”) refer to the retail English version only.

The specifications for all other versions (including other language versions) may vary.

INFORMATION IS PROVIDED BY COREL ON AN “AS IS” BASIS, WITHOUT ANY OTHER WARRANTIES OR CONDITIONS, EXPRESS OR IMPLIED, INCLUDING, BUT NOT LIMITED TO, WARRANTIES OF MERCHANTABILITY, SATISFACTORY QUALITY, MERCHANTABILITY OR FITNESS FOR A PARTICULAR PURPOSE, OR THOSE ARISING BY LAW, STATUTE, USAGE OF TRADE, COURSE OF DEALING OR OTHERWISE. THE ENTIRE RISK AS TO THE RESULTS OF THE INFORMATION PROVIDED OR ITS USE IS ASSUMED BY YOU. COREL SHALL HAVE NO LIABILITY TO YOU OR ANY OTHER PERSON OR ENTITY FOR ANY INDIRECT, INCIDENTAL, SPECIAL, OR CONSEQUENTIAL DAMAGES WHATSOEVER, INCLUDING, BUT NOT LIMITED TO, LOSS OF REVENUE OR PROFIT, LOST OR DAMAGED DATA OR OTHER COMMERCIAL OR ECONOMIC LOSS, EVEN IF COREL HAS BEEN ADVISED OF THE POSSIBILITY OF SUCH DAMAGES, OR THEY ARE FORESEEABLE. COREL IS ALSO NOT LIABLE FOR ANY CLAIMS MADE BY ANY THIRD PARTY. COREL'S MAXIMUM AGGREGATE LIABILITY TO YOU SHALL NOT EXCEED THE COSTS PAID BY YOU TO PURCHASE THE MATERIALS. SOME STATES/COUNTRIES DO NOT ALLOW EXCLUSIONS OR LIMITATIONS OF LIABILITY FOR CONSEQUENTIAL OR INCIDENTAL DAMAGES, SO THE ABOVE LIMITATIONS MAY NOT APPLY TO YOU.

**CorelDRAW<sup>®</sup>**  
GRAPHICS SUITE 2020

