

Version Comparison Matrix

Feature	CorelDRAW® Graphics Suite 2020	CorelDRAW® Graphics Suite 2019	CorelDRAW® Graphics Suite 2018	CorelDRAW® Graphics Suite 2017 & X8	CorelDRAW® Graphics Suite X7
Drawing Tools					
NEW! Art Style effects New Art Style effects use artificial intelligence to modify an image or object to produce a stylized version while preserving the original content. You can choose from a range of AI presets based on the techniques of different artists or genres.	✓				
NEW! Vector feathering The new Feather effect gradually increases the transparency in the edges of vector and bitmap objects to make them blend seamlessly into a design. You can customize the effect by specifying the width of the feathering and transparency of the gradient.	✓				
NEW! Inner Shadow tool With CorelDRAW 2020, you can apply inner shadows to design elements to give them 3D depth. The new Inner Shadow tool lets you simulate light falling on an object in a click and then fine-tune the inner shadow with intuitive property bar controls.	✓				
NEW! Bitmap effects lens Using AI technology, CorelDRAW 2020 lets you apply bitmap effects as lenses. Moving or manipulating the lens gives you the freedom to position the bitmap effect with precision in your design. Bitmap effects can also be applied as lenses in Corel PHOTO-PAINT.	✓				
ENHANCED! PowerTRACE™ New AI-assisted features in Corel PowerTRACE deliver the best bitmap-to-vector trace results yet. You can now take advantage of cutting-edge image-optimization options that help improve the quality of a bitmap as you trace it.	✓ ENHANCED!	✓	✓	✓	✓
ENHANCED! Non-Destructive effects Apply, modify, and experiment with bitmap effects on both vectors and bitmaps, all without altering the source image or object in CorelDRAW.	✓ ENHANCED!	✓			
Symmetry mode Create a range of symmetrical designs, from simple objects to complex kaleidoscopic effects in real time, and boost your productivity by automating what is usually a very time-consuming workflow.	✓	✓	✓		
Block Shadow tool Add solid vector shadows to objects and text with this interactive feature that reduces the time getting a file ready for output. It accelerates reprographic workflows by greatly reducing the number of lines and nodes in shadows.	✓	✓	✓		
Pointillizer Generate high-quality vector mosaics from any number of selected vector or bitmap objects with just a few clicks. Inspired by the Pointillism painting technique, it's great for creating vehicle wraps, window decor projects, and more.	✓	✓	✓		
Impact tool Give your designs a little more spark! It's perfect for effortlessly adding movement or focus to an element in a drawing. Effects are non-destructive, highly customizable vector objects that can be edited with other tools.	✓	✓	✓		

Feature

CorelDRAW® Graphics Suite 2020	CorelDRAW® Graphics Suite 2019	CorelDRAW® Graphics Suite 2018	CorelDRAW® Graphics Suite 2017 & X8	CorelDRAW® Graphics Suite X7
--------------------------------------	--------------------------------------	--------------------------------------	---	------------------------------------

Drawing Tools

<p>Align and distribute nodes Align and distribute nodes using the bounding box of a selection, the page edge or center, the closest grid line, or a specified point. Distributing nodes is just as easy, adding equal spacing between them horizontally or vertically.</p>	✓	✓	✓		
<p>Straighten photos interactively Rotate crooked images by interactively aligning a straightening bar to an element in the photo or specifying an angle of rotation. All controls are easily accessible on screen or on the property bar for perfect results in minutes.</p>	✓	✓	✓		
<p>LiveSketch™ tool Sketch and design on the fly! LiveSketch is a revolutionary drawing tool based on the latest developments in Artificial Intelligence and Machine Learning. Free-form sketching converts into precise vector curves.</p>	✓	✓	✓	NEW IN 2017	
<p>Custom node shapes CorelDRAW simplifies shaping curves and objects by assigning each node type a unique shape, making it easy to identify smooth, cusp, and symmetrical nodes. You can also choose the node shapes that best suit your workflow.</p>	✓	✓	✓	✓	
<p>Vector and bitmap pattern fills Preview, apply, and interactively transform both vector pattern and bitmap pattern fills using enhanced controls in the Object Properties docker. You can also save fills you've created or modified using the new .FILL format.</p>	✓	✓	✓	✓	✓
<p>Fountain fills Create elliptical and rectangular fountain fills, apply transparency to individual fill color nodes, repeat a fill within a filled object, adjust a fill's angle of rotation and smooth the blend transition of a fountain fill.</p>	✓	✓	✓	✓	✓
<p>Support for Real-Time Stylus (RTS) You can now take full advantage of the pressure and tilt of your RTS-compatible pen, tablet or device to control your brushstrokes in CorelDRAW® and Corel® PHOTO-PAINT®.</p>	✓	✓	✓	✓	
<p>Hide and display objects CorelDRAW allows you to hide objects and groups of objects, helping you edit objects in complex projects and experiment with your designs more easily.</p>	✓	✓	✓	✓	
<p>Fill creation Instantly create and save bitmap pattern and vector pattern fountain fills from selected objects in your workspace.</p>	✓	✓	✓	✓	✓
<p>Mesh Fill Design multi-colored filled objects with more fluid color transitions. Reveal objects behind individual nodes with a transparency option.</p>	✓	✓	✓	✓	✓
<p>Smoothing vector objects Remove jagged edges and reduce nodes in curve objects with the Smooth tool.</p>	✓	✓	✓	✓	✓

Feature

CorelDRAW® Graphics Suite 2020	CorelDRAW® Graphics Suite 2019	CorelDRAW® Graphics Suite 2018	CorelDRAW® Graphics Suite 2017 & X8	CorelDRAW® Graphics Suite X7
Image Editing				
<p>NEW! Upsampling options New AI-powered upsampling options help enlarge images without losing detail, as well as deliver better image upscaling and enhanced bitmap tracing. Using machine-learned models, these additions preserve clean edges, sharpness, and fine details in upscaled files.</p>	✓			
<p>NEW! JPEG artifact removal You can get the most out of older images with new advanced machine-learning techniques that remove compression artifacts and recover color details, eliminating tedious manual editing. What's more, these techniques can deliver noticeably better trace results.</p>	✓			
<p>NEW! Non-destructive effects in Corel PHOTO-PAINT™ The new Effects docker in Corel PHOTO-PAINT 2020 makes it easy to apply, modify and experiment with effects, all without altering the source object. Get different looks by adding multiple effects, reordering them in the list or toggling them on or off.</p>	✓			
<p>NEW! Smart Selection mask tool The new Smart Selection Mask tool in Corel PHOTO-PAINT 2020 selects image areas using an algorithm that intelligently expands the selection by finding edges. What's more, the Mask Transform tool is enhanced so that transformations can now be applied to pixels within a mask.</p>	✓			
<p>PhotoCocktail Create stunning photo collages. Start with a photo or vector object as the foundation of your mosaic, then choose a library of bitmap images as the mosaic tiles, and let PhotoCocktail do the rest.</p>	✓	✓	✓	
<p>Adjust photo perspective interactively Use the interactive Perspective Correction tool to adjust the perspective of buildings, landmarks, or objects in photos. Simply line up the four corner points with a shape that should be rectangular to adjust the entire shot.</p>	✓	✓	✓	
<p>AfterShot 3 HDR Download AfterShot™ 3 HDR from within CorelDRAW and Corel PHOTO-PAINT, to make professional-grade corrections and enhancements to RAW or JPEG photos.</p>	✓	✓	✓	
<p>HDR Merge Create high dynamic range (HDR) images with the HDR module included in AfterShot 3 HDR.</p>	✓	✓	✓	
<p>Healing Clone The Healing Clone tool in Corel PHOTO-PAINT lets you fix imperfections seamlessly by painting with sampled texture that matches the color of the surrounding area.</p>	✓	✓	✓	✓
<p>Liquid tools In Corel PHOTO-PAINT, four pressure-sensitive Liquid tools—Smear, Attract, Repel, and Twirl—offer fresh creative options for retouching photos.</p>	✓	✓	✓	✓
<p>Unsharp Mask Lens Sharpen photos by increasing the contrast of adjacent pixels while preserving both high- and low-frequency details, such as edges and large structures.</p>	✓	✓	✓	✓
<p>Special effects Corel PHOTO-PAINT provides a range of camera effects, including Bokeh blur, Colorize, Sepia Toning, and Time Machine.</p>	✓	✓	✓	✓

Feature

CoreDRAW® Graphics Suite 2020	CoreDRAW® Graphics Suite 2019	CoreDRAW® Graphics Suite 2018	CoreDRAW® Graphics Suite 2017 & X8	CoreDRAW® Graphics Suite X7
-------------------------------------	-------------------------------------	-------------------------------------	--	-----------------------------------

Image Editing

<p>Planar Mask tool Use the Planar Mask tool in Corel PHOTO-PAINT to define a feathered editable area along parallel lines. When combined with a blur effect, you can simulate depth of field, giving focus to a particular object while blurring areas outside the planar mask.</p>	✓	✓	✓	✓	✓
<p>Smart Carver Easily remove unwanted areas from a photo and simultaneously adjust the photo's aspect ratio.</p>	✓	✓	✓	✓	✓
<p>Pass Through Merge Mode Achieve greater control when applying a lens or effect to a group of objects.</p>	✓	✓	✓	✓	✓
<p>Tone curve adjustments Adjust image tone with accuracy and precision.</p>	✓	✓	✓	✓	✓

Typography

<p>NEW! Variable Fonts support With CoreDRAW Graphics Suite 2020, you can take advantage of the flexibility of OpenType variable fonts, which let you interactively fine-tune a font's appearance. A single variable font file offers a range of looks that used to require multiple fonts, which can reduce file size.</p>	✓				
<p>ENHANCED! Text interaction In CoreDRAW 2020, you'll enjoy smoother text interaction, especially when using styles or highlighting paragraph text.</p>	✓	✓	✓	✓	✓
<p>ENHANCED! Font list box With the Font list box in CoreDRAW and Corel PHOTO-PAINT, you can view, filter, and find fonts easily.</p>	ENHANCED! ✓	✓	✓	✓	✓
<p>NEW! Numbered lists ENHANCED! Bulleted lists CoreDRAW 2020 now offers support for customizable multilevel bulleted and numbered lists in paragraph text. The ability to include sublevels in both bulleted and numbered lists ensures that you can clearly convey information in your drawings and layouts.</p>	ENHANCED! ✓	✓	✓	✓	✓
<p>Corel Font Manager™ Organize and manage your font library with the intuitive Corel Font Manager and use your favorite fonts without installing them, and work faster with fonts using the network storage feature.</p>	✓	✓	✓		
<p>Special characters, symbols, and glyphs The revamped Insert Character docker presents all characters, symbols and glyphs associated with a selected font, making it easier than ever to find these items and then insert them into your documents.</p>	✓	✓	✓	✓	✓

Feature

CorelDRAW® Graphics Suite 2020	CorelDRAW® Graphics Suite 2019	CorelDRAW® Graphics Suite 2018	CorelDRAW® Graphics Suite 2017 & X8	CorelDRAW® Graphics Suite X7
--------------------------------------	--------------------------------------	--------------------------------------	---	------------------------------------

Typography

Font embedding Embed fonts when you save CorelDRAW documents so that recipients can view, print, and edit the document exactly as designed.	✓	✓	✓	✓	✓
Advanced OpenType support Take greater advantage of advanced OpenType typography features, such as contextual and stylistic alternates, fractions, ligatures, ordinals, ornaments, small caps, swashes, and more.	✓	✓	✓	✓	✓
Complex script support Ensure proper typesetting for glyphs used by Asian and Middle Eastern languages.	✓	✓	✓	✓	✓

User Interface

NEW! Comments docker The new Comments docker in CorelDRAW 2020 acts as your collaboration hub, where you can view, respond to, and resolve feedback, as well as add annotations and notes of your own. This also means no more marked-up PDFs or image files, saving you time and screen space.	✓				
ENHANCED! Dialog box UI In response to user feedback, dialog boxes have been made more consistent throughout the suite. Frequently used settings and controls are easier to find, so you can locate them instantly and work faster.	✓				
ENHANCED! Options navigation It's quicker and easier than ever to tailor your design environment to best suit the way you work. In just a click, you can switch between options for the entire suite, the active application, or the current document, as well as settings for the default behavior of commonly used tools.	ENHANCED! ✓	✓			
Objects docker The Objects docker gives you direct control over the structure of a document and fast access to its components, helping you work faster and smarter.	✓	✓			
File Save indicator See which files contain unsaved changes when working with multiple documents simultaneously in CorelDRAW and Corel PHOTO-PAINT.	✓	✓	✓		
Apply and manage fills and transparencies Enjoy the totally redesigned Fill and Transparency pickers that will help increase your productivity and deliver improved performance when working with and managing fills and transparencies in CorelDRAW and Corel PHOTO-PAINT.	✓	✓	✓		
Touch-friendly user interface Tablet Mode support helps you sketch on the fly and make quick adjustments using touch or a stylus. Plus, the new Touch workspace streamlines the UI to maximize the size of your drawing window by displaying only the tools and commands you're most likely to use.	✓	✓	✓	✓	
Microsoft Surface support CorelDRAW Graphics Suite offers native Microsoft Surface Dial support on Windows 10. Use the CorelDRAW and Corel PHOTO-PAINT applications in the suite, to experience one of the most unique ways to create and interact with technology.	✓	✓	✓	✓	
Import legacy workspaces Reuse CorelDRAW and Corel PHOTO-PAINT workspaces that were created in CorelDRAW X6, X7, and X8. Import the workspace into your current workspace, or create a totally new UI configuration. Plus, enjoy the flexibility of choosing which workspace elements to import or export.	✓	✓	✓	✓	

Feature

CorelDRAW® Graphics Suite 2020	CorelDRAW® Graphics Suite 2019	CorelDRAW® Graphics Suite 2018	CorelDRAW® Graphics Suite 2017 & X8	CorelDRAW® Graphics Suite X7
--------------------------------------	--------------------------------------	--------------------------------------	---	------------------------------------

User Interface

<p>Welcome Screen The Welcome Screen appears when you start the application. With the Welcome Screen, you can quickly start or open a document, choose a workspace that suits your needs, access online learning videos and other learning resources, and get inspired by a gallery of original artwork created with CorelDRAW. Plus, discovery files can help you get started quickly with the application.</p>	ENHANCED! ✓	✓	✓	✓	✓
<p>Workspaces Choose from a variety of workspaces designed for different proficiency levels and specific tasks: Page Layout and Illustration, a Classic option for longtime users, a Lite option for new users, and workspaces with the look and feel of Adobe Photoshop and Adobe Illustrator.</p>	✓	✓	✓	✓	✓
<p>Support for UltraHD 4K displays An updated interface and support for 4K displays let you comfortably view the applications on even UltraHD (ultra high definition) monitors.</p>	✓	✓	✓	✓	
<p>Advanced multi-monitor support CorelDRAW and Corel PHOTO-PAINT function reliably across multiple monitors of varying DPI, on all supported operating systems.</p>	✓	✓	✓	✓	
<p>Fully scalable and customizable UI You can adapt your design space to your needs with the updated and fully customizable interface. Newly designed icons allow scaling up to 250%. You can lighten or darken the application background by choosing a theme.</p>	✓	✓	✓	✓	
<p>Simple customization Tailor the toolbox, dockers, and property bars to suit your workflow using the Quick Customize buttons.</p>	✓	✓	✓	✓	✓
<p>Undocking documents Drag a document outside of the application window to undock it when working with multiple documents.</p>	✓	✓	✓	✓	✓






Accessing Design Assets

<p>Digital asset management Take advantage of redesigned UI to work more easily with images, fills, fonts, and more. Plus, use the Content docker to quickly find vector and raster images.</p>	✓	✓			
<p>Default folder location Find and share design assets with ease! You choose where to store content rather than use the default folders.</p>	✓	✓	✓		
<p>Advanced content organizer The CONNECT™ Content docker provides access to all included content. Work with several trays concurrently, which gives you increased flexibility for organizing assets for multiple projects.</p>	✓	✓	✓	✓	✓
<p>Blank Document/Image presets Choose from a range of preset destinations, document sizes and color settings with the Create New Document/Image dialog box.</p>	✓	✓	✓	✓	✓
<p>Improved Template workflow The template workflow helps boost your productivity. Download new templates, add your own library, migrate a collection anywhere, and more — all within the suite.</p>	✓	✓			
<p>High-quality Thumbnail previews Easily find and organize CorelDRAW and Corel PHOTO-PAINT files.</p>	✓	✓	✓	✓	✓
<p>Syncing trays with Microsoft OneDrive Sync Corel CONNECT trays with Microsoft OneDrive for cloud-based access to your projects on other computers or mobile devices.</p>	✓	✓	✓	✓	✓

Feature

CoreDRAW® Graphics Suite 2020	CoreDRAW® Graphics Suite 2019	CoreDRAW® Graphics Suite 2018	CoreDRAW® Graphics Suite 2017 & X8	CoreDRAW® Graphics Suite X7
-------------------------------------	-------------------------------------	-------------------------------------	--	-----------------------------------

Layout Tools

<p>ENHANCED! Object distribution Improving on the Align and Distribute docker, it's now easier than ever to get the exact page layouts and precise designs in CoreDRAW 2020. The new Distribute by Spacing option simplifies defining a specific dimension between objects when distributing them.</p>					
<p>Toggle snapping Turn off snapping options with a click of the Snap Off button, or use keyboard shortcuts to toggle snapping on or off. Disable snapping as you're repositioning without having to release the cursor.</p>					
<p>Fit Objects to a Path Fit any type and number of objects to a path of your choice. Smart spacing and rotation settings help you customize the arrangement of objects along the path.</p>					
<p>Straighten photos interactively Rotate crooked images by interactively aligning a straightening bar to an element in the photo or specifying an angle of rotation. All controls are easily accessible on screen or on the property bar for perfect results in minutes.</p>					
<p>Add Perspective effect Quickly create the illusion of distance and depth by applying perspective to bitmaps, vector objects or both directly in the drawing window. It's an ingenious tool to showcase artwork in real world scenarios.</p>					
<p>Apply envelopes to bitmaps Shape a bitmap interactively by placing it in an envelope and dragging its nodes. Quickly and seamlessly blend a bitmap into an illustration by using envelope presets or crafting a custom envelope from scratch.</p>					
<p>Master Layers Master Layers make it easier to create page-specific designs for your multi-page documents.</p>					
<p>Page numbers Easily add page numbers—alphabetic, numeric, or roman—on all pages of a document, starting on a specific page, or starting at a particular number.</p>					
<p>Interactive frames Populate PowerClip objects with placeholder graphic and text frames, making it easier to preview your design before finalizing the individual content components.</p>					
<p>Tables Create and import tables to provide structured layouts for text and graphics.</p>					

Feature	CoreDRAW® Graphics Suite 2020	CoreDRAW® Graphics Suite 2019	CoreDRAW® Graphics Suite 2018	CoreDRAW® Graphics Suite 2017 & X8	CoreDRAW® Graphics Suite X7
Web					
CoreDRAW.app Use CoreDRAW.app, the online vector illustration and graphic design web-app to gather feedback from a client, or to access your work remotely when you're not near your computer.	✓	✓			
Sharepoint Integration Gain additional collaboration and sharing benefits from the new connectivity to Microsoft SharePoint sites. Get direct access to your organization's Document Management System (DMS) from within the visual communication authoring applications. Only available for CoreDRAW Graphics Suite Enterprise License.	✓	✓			
Publish to WordPress Send your work directly to a WordPress media library from within the application. This new functionality lets you convert selected objects or an entire project to a JPEG, GIF, or PNG file and then upload to a WordPress account.	✓	✓	✓		
Design in pixels View and create drawings in actual pixel units with the Pixel Preview mode, which gives you a more accurate representation of how your design will appear on the Web.	✓	✓	✓	✓	✓
Pixel-perfect workflow CoreDRAW takes the guesswork out of creating clean, crisp images for the web with several features that ensure pixel-perfect precision.	✓	✓			
Design Workflow					
ENHANCED! Find and Replace The redesigned Find and Replace docker in CoreDRAW 2020 offers an expanded search range so you don't have to do multiple sweeps in the same file. There are also powerful new time-saving options for simultaneously finding and replacing the color or color model of an outline or fill, including mesh fills.	ENHANCED! ✓	✓	✓	✓	✓
Project Timer Keep organized, bill clients, and gain time management insight with an accurate, non-intrusive way to track project time. Appearing as a discreet toolbar above the drawing window, the Project Timer is fully customizable to match your workflow.	✓	✓	✓		
Microsoft Surface Dial support Get enhanced support for wheel devices, such as the Microsoft Surface Dial. Experience an alternative and more intuitive way of working in CoreDRAW by using touch and dial alone. Put your keyboard aside and try the contextual onscreen UI.	✓	✓	✓		
Color Styles docker View, arrange and edit color styles and color harmonies using the enhanced Color Styles docker. Add the colors used in a document as color styles, which makes it easier than ever before to implement a color change throughout a project.	✓	✓	✓	✓	✓
Context-sensitive Object Properties docker The redesigned Object Properties docker has a new tab option that presents only one group of formatting controls at a time, making it easier to focus on the task at hand. Fine-tune your designs with object-dependent formatting options.	✓	✓	✓	✓	✓
Styles engine and docker Easily create outline, fill, character, and paragraph styles and Style Sets, which are groups of styles that you can later edit once and have the changes applied instantly throughout a project.	✓	✓	✓	✓	✓

Feature

CoreDRAW®
Graphics Suite
2020

CoreDRAW®
Graphics Suite
2019

CoreDRAW®
Graphics Suite
2018

CoreDRAW®
Graphics Suite
2017 & X8

CoreDRAW®
Graphics Suite
X7

Design Workflow

Color management

Set application color policies to achieve the most accurate color representation with the Default Color Management Settings dialog, which gives greater control to advanced users.



PANTONE spot color palettes

Get support for the latest spot color palettes, plus new palettes from PANTONE.



Expand your collection of creative tools

Download free or purchase applications, plug-ins, and extensions directly from within CoreDRAW and Corel PHOTO-PAINT.



QR codes

Create unique QR codes that include text, images and colors.



Alignment and Dynamic Guides

View, set up and modify alignment guides. Use the Intelligent Spacing guides to position objects with the same spacing as nearby objects, and the Intelligent Dimensioning guides scale or rotate an object in relation to nearby objects.



Complementary colors and Harmonies

Snap all colors in a color harmony to a rule-based system to modify them while preserving their harmony, and group a document's color style to easily produce iterative designs with varying color schemes.



Windows Color System Support

Easily match colors between Corel and Microsoft applications.



Adobe Color Management Module

Easily match colors between Corel and Adobe applications.



Document color palettes

Automatically generate a custom color palette on the fly for each design project. You gain quick access to this project's colors in the future.



Built-in RAW camera support

Import and adjust RAW camera files directly from your digital camera (with support for over hundreds of cameras), and preview changes in real time.



(>400 camera models supported)



(>400 camera models supported)



(>400 camera models supported)



(>400 camera models supported)



(>300 camera models supported)

PDF/A support

Preserve files for future use with the PDF/A file format, an ISO standard for electronic archiving.



Adobe product support

Ensure a seamless workflow across Corel and Adobe applications with support for Adobe Photoshop, Adobe Illustrator, PDF/A, and Acrobat.



Feature	CoreDRAW® Graphics Suite 2020	CoreDRAW® Graphics Suite 2019	CoreDRAW® Graphics Suite 2018	CoreDRAW® Graphics Suite 2017 & X8	CoreDRAW® Graphics Suite X7
Design Workflow					
Microsoft product support Enjoy support for support for Microsoft Publisher, as well as Microsoft Word and Microsoft Visio.	✓	✓	✓	✓	✓
AutoCAD DWG/DXF support Work with the latest file format support for standard CAD file (exchange) formats.	✓	✓	✓	✓	✓
Collaboration					
NEW! Collaboration workflow* A new workflow makes collaborating with colleagues and clients easier than ever. Using new collaboration features in CorelDRAW 2020 in tandem with CorelDRAW.app and Corel Cloud, teams can easily review designs, and feedback can be implemented faster.	✓				
NEW! Collaboration sign-in options* When you're reviewing a drawing in CorelDRAW 2020, you can sign in using your G Suite or Office 365 accounts, which authenticates your comments. Alternatively, you can just sign in as a guest and have feedback linked to the username that you choose.	✓				
Printing & Publishing					
ENHANCED! PDF support It's easier to fine-tune PDFs in CorelDRAW 2020 before you export them thanks to a new warning that helps pinpoint and troubleshoot issues. There's also a new setting that reduces the size of the PDF by cropping anything that isn't on the drawing page.	ENHANCED! ✓	✓	✓	✓	✓
64-bit TWAIN Scanner support	✓	✓			
Print Merge The revamped Print Merge feature makes it easy to combine a graphic with a data source for personalized mass mailings, business cards, certificates, and more.	✓	✓			
PDF/X support Output files that are compatible with any device and compliant with print-industry standards using ISO-compliant PDF/X export options and support for PDF/X-4	incl. PDF/X-4 ✓	incl. PDF/X-4 ✓	up to PDF/X-3 ✓	up to PDF/X-3 ✓	up to PDF/X-3 ✓
Prep & Stretch docker The new Prep and Stretch docker in Corel PHOTO-PAINT lets you prepare your photos and images for canvas printing in three easy steps achieve the perfect composition for your wall art.	✓	✓	✓	✓	
Border and Grommet for banner printing With the new Border and Grommet dialog box in CorelDRAW, you can add borders and grommet markers to prepare banners for printing.	✓	✓	✓	✓	
Preflight Control Perform a quality check before printing, exporting or publishing your file to PDF. Preflight Control identifies issues and potential problems, and provides suggestions for resolving them.	✓	✓	✓	✓	✓
On-screen color proof Reliably preview how your artwork and colors will appear on different output devices or in other applications where you need to post your artwork.	✓	✓	✓	✓	✓

Feature

CoreDRAW® Graphics Suite 2020	CoreDRAW® Graphics Suite 2019	CoreDRAW® Graphics Suite 2018	CoreDRAW® Graphics Suite 2017 & X8	CoreDRAW® Graphics Suite X7
-------------------------------------	-------------------------------------	-------------------------------------	--	-----------------------------------

Performance

<p>ENHANCED! PowerClip objects</p> <p>Performance enhancements in CoreDRAW 2020 help you work faster with drawings that contain lots of PowerClip objects. You'll notice quicker display and smoother editing of the most complex designs.</p>	✓	✓	✓	✓	✓
<p>ENHANCED! Perspective and Radial Blur effects</p> <p>In both CoreDRAW 2020 and Corel PHOTO-PAINT 2020, the Radial Blur and Perspective effect are smoother and more responsive.</p>	✓	✓	✓	✓	✓
<p>IMPROVED! Brush performance and color replacement</p> <p>Corel PHOTO-PAINT 2020 is optimized to deliver improved brush behavior. Tools like the Brush, Healing Clone and the Eraser are much more fluid, especially when using larger nib sizes. Additionally, Corel PHOTO-PAINT makes selecting and replacing colors in images faster and more accurate.</p>	✓				
<p>ACCELERATED! Startup time</p> <p>The first thing that you'll notice in CoreDRAW Graphics Suite 2020 is the quicker startup. You'll also see improved speed when opening, closing, saving, printing and exporting even the most complex documents.</p>	✓				
<p>Vector previews</p> <p>Boost productivity with a faster rendering of tool previews, curve previews, nodes, and handles, effect controls and sliders, and text.</p>	✓	✓	✓		
<p>GPU accelerated vector preview</p> <p>Reposition and edit complex vector shapes without taxing your system's resources. Choosing to use the GPU may deliver faster rendering of tool previews, curves and other effects in CoreDRAW and Corel PHOTO-PAINT on some machines.</p>	✓	✓	✓		
<p>Multi-core support</p> <p>Complete your tasks faster with powerful performance enhancements that leverage multi-core processing to maximize your computer's power.</p>	✓	✓	✓	✓	✓

Deployment and Automation

<p>Windows Installer (MSI) support</p> <p>Efficiently deploy software with MSI support and a Deployment Guide available for IT administrators.</p>	✓	✓	✓	✓	✓
<p>Developer Community site</p> <p>With support from the Developer Community site, you can create your own automation tools. Visit www.community.coreldraw.com/sdk.</p>	✓	✓	✓	✓	
<p>Microsoft Visual Studio Tools for Applications</p> <p>Microsoft Visual Studio Tools for Applications enables you to customize your CoreDRAW Graphics Suite experience using Visual Basic.NET and Visual C#, integrating with Visual Studio Professional to create scripts leveraging the .NET Framework</p>	✓	✓	✓	✓	✓
<p>Microsoft Visual Basic for Applications</p> <p>Automate your workflow and creative tasks.</p>	✓	✓	✓	✓	✓

Feature	CoreDRAW® Graphics Suite 2020	CoreDRAW® Graphics Suite 2019	CoreDRAW® Graphics Suite 2018	CoreDRAW® Graphics Suite 2017 & X8	CoreDRAW® Graphics Suite X7
Learning Materials and Documentation					
Hints docker The enhanced Hints docker gives you quick access to additional resources such as video hints, longer videos, and written tutorials, so you can learn more about a tool or feature without having to search.	✓	✓	✓	✓	✓
Video tutorials and video hints Learn about popular design tasks through helpful video tutorials and video hints.	✓	✓	✓	✓	✓
Quick Start Guide The Quick Start Guide highlights useful tools and features, helping you get started quickly.	✓	✓	✓	✓	✓
Content notification The redesigned Welcome Screen notifies you when new content, application updates and learning resources are available.	✓	✓	✓	✓	✓
Content					
Modern templates Deliver professional results with a wide range of totally refreshed and updated templates. Customize templates with ease to produce unique designs.	✓	✓	✗	✗	✗
Professional clipart Kick start your creativity with over 7,000 clipart, digital images and vehicle templates for your designs and projects.	✓	✓	✓	✓	✓
High-quality photos Enhance your designs with 1,000 high-quality photos at your creative disposal.	✓	✓	✓	✓	✓
Specialized fonts Choose from an extensive font selection that contains over 1,000 professional fonts, plus popular designs.	✓	✓	✓	✓	✓
Purchasing Choices					
Upgrade Protection Program Add Upgrade Protection when you purchase CorelDRAW Graphics Suite to get future releases of CorelDRAW Graphics Suite at the most affordable price. One low annual payment provides automatic updates with the latest features and applications.	✓	✓	✓	✓	✓
Multi-Seat license Purchase a single serial number for use by several registered users.	✓	✓	✓	✓	✓
Subscription Get an annual subscription of CorelDRAW Graphics Suite.	✓	✓	✓	✓	✓

*Collaboration features are available only through subscription or with an additional purchase plan for perpetual license customers.